Rahmenkonstruktion Pos 3 (9x) Maßstab 1:50

Halle ist allseitig offen, darf nicht geschlossen werden!

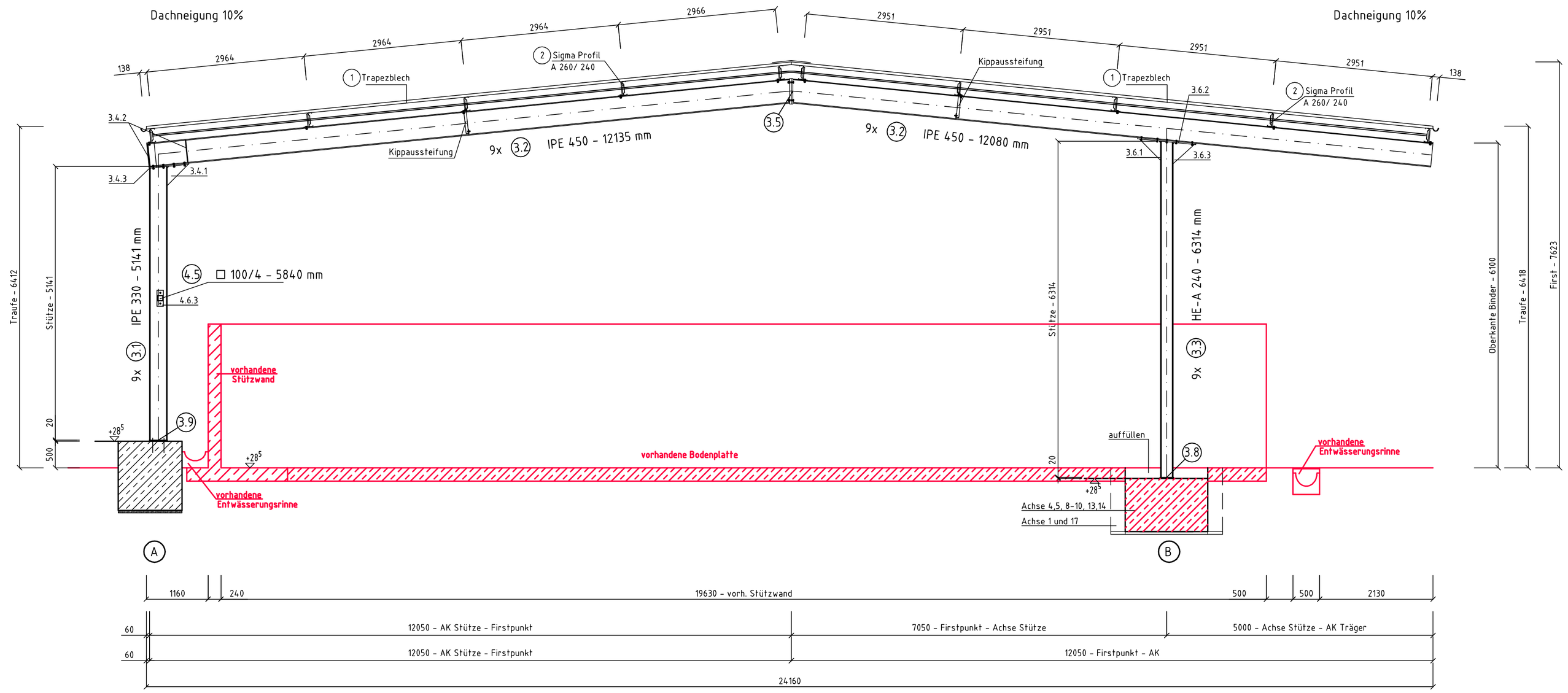

Detail Pfettenabstand Maßstab 1:20

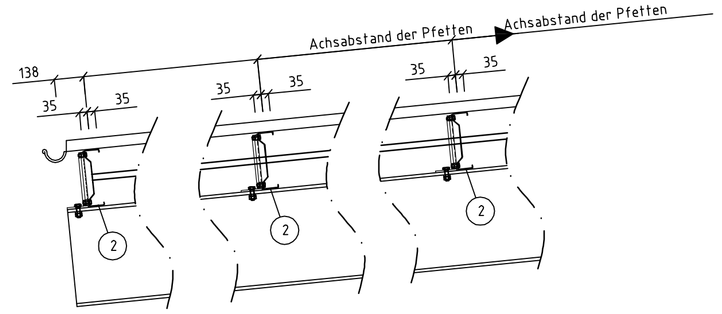

Detail Pfettenanschluß Maßstab 1:10

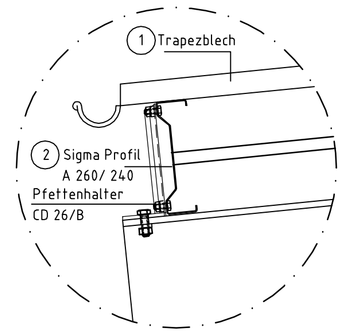

Anschluß der Pfettenhalter mittels 2 Schrauben M16 8.8.

Detail Kippausteifung Maßstab 1:20

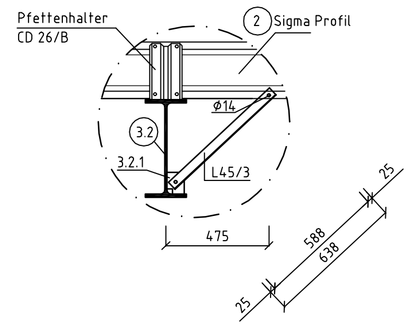

Rahmenecke Pos 3.1 und 3.2 Maßstab 1:10
Anschluß Pos 3.4 (9x)

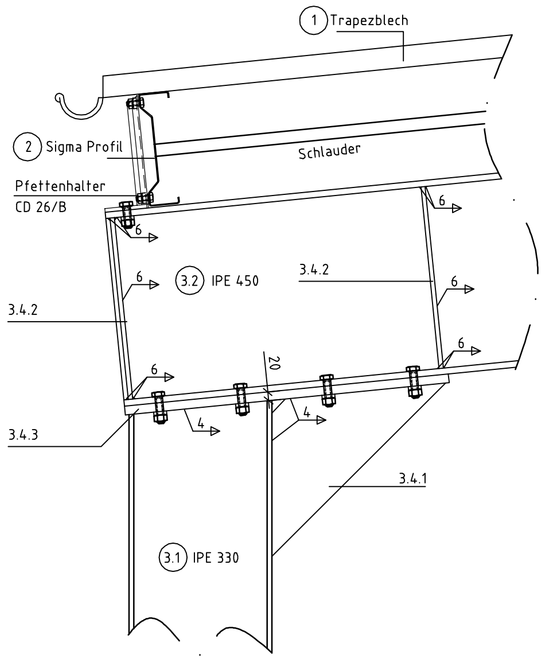

Schrauben HV M16 10.9 (DIN EN 14399-4)

Anzugsdrehmoment 350 Nm (leicht geölt)

Profilstahl S235

Rahmenecke Pos 3.2 und 3.3 Maßstab 1:10
Anschluß Pos 3.6 (9x)

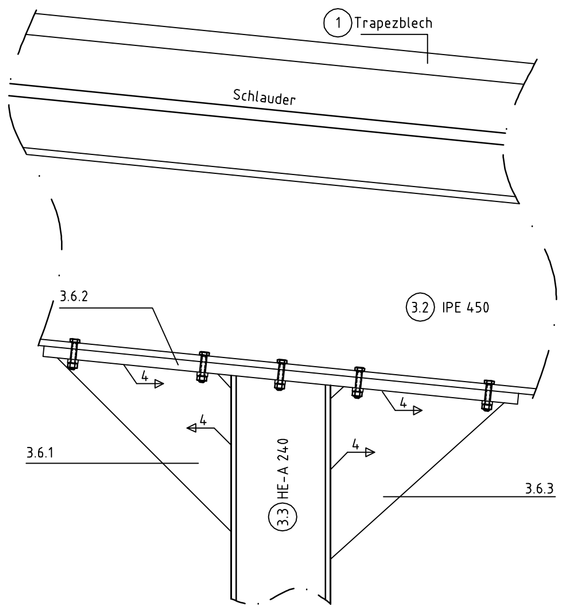

Schrauben HV M12 10.9 (DIN EN 14399-4)

Anzugsdrehmoment 120 Nm (leicht geölt)

Profilstahl S235

Firststoß Pos 3.5 Maßstab 1:10

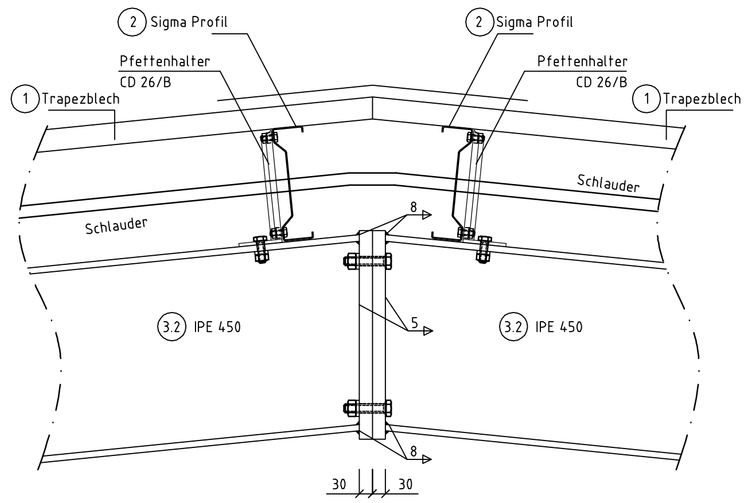

Schrauben HV M20 10.9 (DIN EN 14399-4)

Anzugsdrehmoment 450 Nm (leicht geölt)

Profilstahl S235

Kostenfrei und werbegesponsert PDF drucken und direkt per E-Mail versenden >Test it free www.pdfmailer.de
PDFMAILER.DE